



Епоxy CF 100

- Epoxy Crack Fix -

Set for frictionally coupled crack filling

Availability	
Quantity per pallet	120
Packaging unit	
Type of container	Complete set
Container code	01
Art. no.	
6089	■

Note: set consists of 0.5 kg epoxy resin in mixing bag, 1.0 kg quartz sand, 10 screed clamps, 1 injection aid, 1 pair disposable gloves

Application rate Depending on the width and depth of the crack, up to five running metres per Epoxy Crack Fix set.

Range of use ■ Frictionally coupled filling of cracks and dummy joints

Property profile

- Cures very quickly
- Cures at low temperatures
- Good penetration characteristics

Certificates > [Declaration of concordance](#)

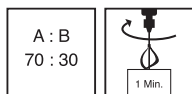
Preparation

- **Substrate requirements**
The substrate must be firm, dimensionally stable, capable of bearing loads and free of loose constituents, dust, oil, grease, rubber marks and other substances that could interfere with adhesion.
The tensile strength of the surface of the substrate must be at least 1.5 N/mm² on average (smallest individual value of at least 1.0 N/mm²), and the compressive strength must be at least 25 N/mm².
Substrates must have reached their moisture balance and must also be protected against moisture penetration from the reverse side, including during use.

Cement screed	max. 6 m% moisture
---------------	--------------------

- **Substrate preparation**
Widen and confine the crack.
See the leaflet in the container for further instructions.

Production of the mixture



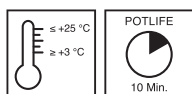
■ Multi-chamber bag

Open the outer packaging along the perforation and remove the transparent multi-chamber bag. Remove the dividing strip on the bag. Then mix the two components together by kneading the contents of the bag intensively (approx. 60 seconds).

Mixing ratio (A : B) 70 : 30 parts by weight

Directly after kneading, press the ready-to-use material into the crack using the prepared injection aid (plastic nozzle) and, if required, blind with quartz sand.

Directions



For professional users only!

■ Conditions for use

Temperature of the material, air and substrate: from min. +3 °C to max. +25 °C
Relative humidity should not exceed 80%.

During the curing process, the applied material should be protected from moisture which could impair the surface and impair the adhesion.

The temperature of the substrate must be at least 3 °C above the dew point temperature during application and curing.

■ Working time (+20 °C)

Approx. 10 minutes

■ Waiting time (+20 °C)

Waiting time between applications: min. 1 hour and max. 3 hours.

If waiting times are longer due to site conditions, the surface of the previous coat must be broadcast in a specific manner with fire-dried quartz sand (e.g. grain size 0.3-0.8 mm) while fresh or sanded back until stress-whitening begins to occur before proceeding to the next step.

■ Drying time (+20 °C)

Foot traffic after 1 hour, mechanical loading after 2 hours.

As a general principle, higher temperatures will reduce and lower temperatures will increase the times stated.

Notes

Unless otherwise specified, all of the values and application rates given above have been determined under laboratory conditions (20 °C). Slight deviations from these values may arise if the product is worked with on site.

Use only in areas that are not regulated, as the product has not been tested in accordance with ZTV-Ing or DAfStb.

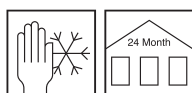
Epoxy resins are generally not colourfast when exposed to UV light or weather.

Further notes on working, system construction and maintenance of the listed products can be found in the latest Technical Data Sheets and the Remmers system recommendations.

Tools / Cleaning

Clean tools, equipment and splashed material immediately while fresh with V 101 Thinner. Take suitable protective and waste disposal measures when cleaning.

Storage / Shelf life



If stored unopened in its original container in a cool, dry place and protected against frost, the product will keep for at least 24 months.

Safety data / Regulations

For professional users only!

For further information on the safety aspects of transporting, storing and handling the product and on disposal and environmental matters, please see the current Safety Data Sheet and the brochure entitled "Epoxy Resins in the Construction Industry and the Environment", issued by Deutsche Bauchemie e.V. (2nd edition 2009).

Disposal

Larger quantities of leftover product should be disposed of in the original containers in accordance with the applicable regulations. Completely empty, clean containers should be recycled. Do not dispose of together with household waste. Do not allow to enter the sewage system. Do not empty into drains.

VOC content as per the "Decopaint" Directive (2004/42/EC)

EU limit value for the product (Cat. A/j): max. 500 g/l (2010).
This product contains < 500 g/l VOC.

Please note that the data and information given above have been calculated as guidelines in the laboratory and from real-life experience and are therefore not binding as a basic principle.

This information is therefore of a general nature only and describes our products and how they are used and worked with. In this respect, it must be borne in mind that the varied and diverse nature of the

prevailing working conditions, materials used and construction sites encountered means that not every individual case can be covered. In this respect, we therefore recommend either conducting tests or liaising with us in the event of any doubt. Unless we have provided express written assurance of the products' specific suitability or characteristics in respect of a contractually stipulated intended use, any technical application-related advice or instruction will never

be binding, even though it is provided to the best of our knowledge. In all other respects, our general terms and conditions of sale and delivery shall apply.

When a new version of this Technical Data Sheet is published, it shall replace the previous version.

«ГЕРНИКОН» — профессиональные решения для строительства